

CHAIRMAN &
TEMPORARY
DISC DRIVE
EDITOR

Mike Elliston
96 Sparrows Herne
Basildon
Essex
SS16 5EX

SECRETARY
LIBRARIAN
&
TEMPORARY
NEWSLETTER
EDITOR

David Lallieu
10, Sheridan Avenue
Thundersley
Essex
SS7 1RD
Tel: (01702) 551618

TREASURER

Martin Blackman
13, Fulcher Avenue
Chelmsford
Essex
CM2 6QN
Tel: (01245) 280781

MEMBERSHIP
SECRETARY

John Harvey
25, Stuart Road
Wealdstone
Harrow
Middlesex
HA3 7RB
Tel: (0181) 8632449


PD LIBRARIAN

Nick Chaundy
2, Clickett Hill
Basildon
Essex
SS14 1NP
Tel: (01268) 454917

ORDINARY
MEMBER

Peter Hathaway
52, Woodbrooke Way
Corringham
Stanford-Le-Hope
Essex
SS17 9DP
(01375) 672759

NEWSLETTER



Issue No: 66

October 1998

October 1st meeting on the subject of scanning in M.D.3.

This evening we had hoped would be a demonstration by our own expert Steve Massam, but unfortunately he has another commitment so you will just have to make do with a scattering of expertise from those attending. With a little bit of luck I should be able to demonstrate Steve's device for double scanning (A4) pages. It should be an evening where you will be able to realise the potential of scanning within MD3.

Reluctantly, They're Up!


The club has managed to hold the subscription rate for the past four years. At last we are forced to introduce a small uplift. We are sure you will agree even at the new rate it is extremely **good value!** The revised rates still keep us on a par with similar groups. Following on from the AGM, there was an open discussion with the attending members about the suggested change in subscriptions. It was proposed from the floor that our plans to introduce the change in October be amended to include September; this proposal was accepted by the assembly, therefore with immediate effect the subscriptions are now:-

Single Member	£7:50 p.a.
Double Member	£10:50 p.a.
Postal Member	£9:50 p.a.

As this is very short notice we have agreed to implement the following arrangement for members who renew at the previous rate: they will have a reduced subscription period pro rata to the increase. If you renew in September at the old rate your cover will be for ten months.

David Lallieu.





The August meeting was a Brains Trust with questions relating to the PCW being raised by the club members present and members of the panel attempting to provide an on the spot solution. Although we had asked if other members would send in their problems in advance none were received. However one, in particular, which would seem to be of interest to our many LocoScript users is worth repeating.

The query was how could one produce a printed list of the files on a LocoScript disc. The immediate response was to simply press [Extra] and [PTR] together to get a screen dump of the files listed on the Disc Manager screen to the printer. However, this will only work with the 8000 series machines with the dot matrix printer; the query came from a 9512 user.

The answer is to use CP/M which is not as difficult as you may at first imagine and is well worth trying if you have a large number of documents stored on your LocoScript data discs. As some of our members use PCWs fitted with only one drive the following instructions assume no B: drive is available. Load up CP/M by putting your CP/M start of day disc in the A: drive and pressing [Shift] + [Extra] + [Exit] all together.

Remove the CP/M disc, insert the LocoScript data disc and press [Stop] (which has the same effect as f7 in LocoScript). If you now type DIR and press [Enter] you will get a simple five column list of the files on the data disc, not in any particular order and, possibly, with the message 'System Files Exist' at the end. Not very helpful, especially as this is a list of the files in user group 0

only and not the whole disc. The System Files message means that there are some hidden files present too. Surely we can do better than this?

Of course we can, by using DIR.COM. Let's copy DIR.COM to the M: drive and, while we are at it, another useful utility which will be explained later. Remove the data disc and replace the CP/M disc: press [Stop], type PIP and press [Enter]. From now on PIP (or DIR, etc) followed by [Enter] will be termed "Enter PIP (or DIR, etc)". Up will come the message "CP/M 3 PIP Version 3.0" with an asterisk * on the following line. PIP.COM is waiting for your instructions.

Enter the following: **M:=A:DIR.COM**, the screen will blink and the asterisk will reappear. DIR.COM has been copied to the M: drive. Now enter **M:=PUT.COM** and PUT.COM will be copied to M:. (The colon after the M is essential and there should be no spaces between the characters.) Having finished copying simply press [Enter] when the asterisk reappears and you'll be back to the A> prompt. Enter **M:** and the M> prompt will appear instead.

You are now operating from the M: drive on discs in the A: drive, using the DIR.COM utility. As a test (with your CP/M disc still in place) enter **DIR A:**. The disc will whirr and a list of files on your CP/M disc will appear on your screen. Replace the CP/M disc with the first of your LocoScript data discs and we'll experiment. (Press [Stop] each time you change your LocoScript discs as you would f7.)

Enter **DIR A:** and you get a simple five column listing of the files on the A: disc. But

enter **DIR A:[FULL]** instead and you get a far more informative list: For a start it's in alphabetical order *and* you get a summary of the disc at the end *and* all the hidden files are listed too, with a **Sys** instead of a **Dir** under the Attributes column. However, this is only a list of the files in user group 0 and, especially in LocoScript, we want a list of all the files in *all* the user groups.


So instead of [Full] try entering the following: **DIR A:[User=All]** The result will be an alphabetical list of all files in all the groups on the A: disc which are in use. It's getting better but that annoying "Press RETURN to continue" spoils the list so try this instead: **DIR A:[User=all NoPage]** with 'NoPage' as *one word*. Now that's a lot better isn't it?

For a simple printed list make sure the printer is ready and loaded. Press [Alt] + P (the machine will beep) and touch the [COPY] key; your **DIR A:[User=All NoPage]** will reappear. Press [Enter] and the listing will be sent to both the screen *and* the printer. Press [Alt]+[P] again (NO beep the second time) and the printer is turned off again. (You may have to load a second sheet of paper midway for lengthy listings.)

However, if you would like this list *on* the data disc as a LocoScript file try the following: Enter **PUT CON OUT TO FILE A: FILELIST.ASC** (from the M: prompt which should still be present). (This will send the listing to a file called FileList.Asc on the data disc.) Now enter **DIR A:[User=All NoPage]** and, provided that the disc is not write protected, the file list will be added to the disc as an Ascii file. Enter **PUT CON OUT TO**

CON again to finish writing to the disc. Repeat the above three commands for each disc and, when done, Load LocoScript again.

Put the first data disc in the drive and press f7. There should be a new file in user group 0 named FileList.Asc, a copy of the file list that you saw on screen. You can't edit that but you can turn it into a LocoScript document as follows. Create a new file in 0, press f1, Insert text and select the FileList.Asc document; press Enter. The list will flow into the new file but as two columns. Put the spaces codes on with f8, Spaces, [+] and you will note that there are seven spaces between the two columns. Select [Exch] and replace seven spaces with a Return. You can use Manual if you wish but Automatic will be a lot quick



though you may need to clean up the odd line which did contain a pair of seven spaces.

Clean up the top heading by deleting the extra 'Name, Bytes, Recs, Attributes' (and the hyphens) and put a few Returns in the bottom text to make it into a single column. Now save this as FileList.LS and you have a list of all the files in all user groups on that disc in alphabetical order with the file sizes *and* a summary of the disc at the end. Remember that files listed in the user groups 8-15 are earlier versions of those in 0-7 (what LocoScript calls *Limbo*) and that this bottom half of the list (except the summary) can safely be deleted with [CUT]. Now print this out *in a fixed pitch font, NOT proportionally spaced* and put the printed sheet in an A4 ring binder with the disc and file list each in its own pocket wallet.

Mike Elliston

SMALL ADS.

External 3.5" Drive (Pinboard)

Dual external A/B drive for 8256/8512. As new never been used. listed price £115:00 a bargain at £80:00 plus carriage.

Safe guard the inevitable loss of your 3.0" drive fitted whilst the existing drive is still working. Will allow you to copy your present discs to 3.5" format very easily.

PCW Machines Complete

8256 Standard Machine £40:00

8256 Modified 3½" Drive £75:00

9512 Standard Machine £50:00

9512 Modified 3½" Drive £90:00
Packing and Carriage Extra

Contact: D.Lalieu Tele/Fax(01702) 551618
Four Winds
10, Sheridan Avenue,
Thundersley, Essex, SS7 1RD

Newsletter Advertisements

You can advertise your unwanted items on this page for a mere £1:00 for a quarter page. Contact the Secretary.

BOOKS & MANUALS

LocoScript 2 Manual with 3.0" Disc £8:00

Using Dr Logo on the Amstrad
Martin Sims £5:00

PCW Plus Tips Robert Ainsley £4:00

8000 Plus Tips Robert Ainsley £4:00

LocoFile Manual ring bound £6:00

LocoScript 2 with Mail/File &
Spell Ian Sinclair £5:00

Step by Step CP/M John Campbell £5:00

LocoScript 1 & 2 Martin Poidevin £5:00

Newsdesk International Manual £4:00

The Desktop Publisher Manual £4:00

Micro Design 2 Manual £6:00

If not local = Postage at your cost!

Contact the Secretary David Lalieu.

Canon BJ 200

As new (very lightly used) 2 Spare cartridges. Compatible with LocoScript 4 (requires printer support disc £24:95 from LocoSoft) With two discs, True Type Font Pack and Windows 3.1 driver disc. Price £81:00 a snip!

Contact Peter Clarke. Tele:
(01708) 450596



WANTED URGENTLY

Articles, Tips, Reviews etc. for the Disc Drive.
We are not able to do it without your help!
I have made this appeal several times now
without success.

David Lalieu. Secretary